

Student Name _____ Grade _____

Tic Tac Toe Choice Menu: Summer Reading
Winslow Township School 5 and School 6

Directions:

Start with box number 5 and then select two other boxes to make tic-tac-toe. You may complete the other boxes by choosing up, down, diagonal or across. Use the attached templates to complete the tasks of your choice. There is a template for each activity choice.

1. <u>Letter to the Author:</u> Complete the letter to the author based on your response to the text.	2. <u>Compare the Settings:</u> Compare one of the main settings of the story to the setting where you live. Be sure to write complete sentences.	3. <u>What's the Problem?</u> Read the story or book. As you read, place a sticky note beside any big problems that occur. After you read, sketch or write about one important problem the main character faced.
4. <u>Interview with a Character:</u> Write an interview for a main character of the book. Ask at least 5 questions and write the answers to the questions, as the character would respond.	5. <u>Complete a Book Review:</u> Be specific and include evidence from the text to support your review.	6. <u>Sum It Up With Storyboards:</u> Read the story. Draw what happens first. Make a note telling about your drawing. Add sketches and notes about the main events.
7. <u>Create a Quiz:</u> Write a test/quiz for the book. Include 10 questions. Create an answer key.	8. <u>"To Do" List</u> Our "To Do" lists can tell people a lot about us. After reading about a significant character, create a fictional "to do" list that person may have written based on their actions, etc. In the story.	9. <u>Character Journal Entry</u> Journaling is a great way to keep track of events, thoughts, feelings, and reactions to life. Choose a character from your reading assignment and write a journal entry that could have been written by that character. Make sure your journal entry connects to your reading by including details and facts. (10 sentences)

LETTER TO THE AUTHOR

Dear _____,

I just finished reading your book, _____.

I thought the book was very _____. When I first

started reading, I thought _____

but then _____.

Your book reminded me of _____

_____. I can tell you wanted me to think about

_____.

I thought the most interesting part was _____

_____.

It reminded me of _____

_____. I kept wondering why

_____.

If you write another book like this one, I predict _____

_____ and I hope that

_____.

Sincerely,

Compare one of the main settings to where you live:

Main setting:

Where I live:

Name: _____

Date: _____

What's the Problem?

DIRECTIONS:

1. Read the story or book.
2. As you read, place a sticky note beside any big problems that occur.
3. After you read, sketch and write about one important problem the main character faced.
4. Then sketch and write about the outcome.

Problem

Outcome

The main problem was _____

The problem (was/was not) resolved by _____

Interview:

1. _____

Answer: _____

2. _____

Answer: _____

3. _____

Answer: _____

4. _____

Answer: _____

5. _____

Answer: _____

BOOK REVIEW

of

AUTHOR:

RATING: ★ ★ ★ ★ ★

BOOK COVER (F/NF)

GENRE

Fantasy Fiction	Realistic Fiction	Historical Fiction
Traditional Fiction	Nonfiction	Poetry

AUTHOR'S PURPOSE

Persuade	Inform	Entertain
----------	--------	-----------

3 WORDS THAT BEST DESCRIBE THIS BOOK

- 1 _____
- 2 _____
- 3 _____

IDEAS: imaginative surprising educational
touching serious interesting silly scary
funny sad exciting suspenseful informative

MY RATING

I rated this book _____ stars because:

MY RECOMMENDATION

I would recommend this book to:

NAME:

DATE:





Name: _____

Date: _____

Sum It Up With Storyboards

DIRECTIONS:

1. Read the story.
2. Draw what happens first. Make a note telling about your drawing.
3. Add sketches and notes until you have included four of the most important or main events describing what happens at the beginning, middle, and end.

1. Note: _____
_____2. Note: _____
_____3. Note: _____
_____4. Note: _____

Create a test or quiz with an answer key:

1. _____

Answer: _____

2. _____

Answer: _____

3. _____

Answer: _____

4. _____

Answer: _____

5. _____

Answer: _____

6. _____

Answer: _____

7. _____

Answer: _____

8. _____

Answer: _____

9. _____

Answer: _____

10. _____

Answer: _____

Name _____

Date _____

Reading Assignment _____

"To Do" List

Directions: Our "To Do" lists can tell people a lot about us. After reading about a significant character, create a fictional "To Do" list that this person might have written. The items on the "To Do" list should reflect the time, culture, job, and traits of the person. For example, if you were reading about ancient Egypt, a "Pharaoh's To Do List" might include: 1.) Offer sacrifice to Sun god.
2.) Hire architect to design pyramid.

_____ 's To Do List

1. _____
2. _____
3. _____
4. _____
5. _____
6. _____
7. _____


Name _____ Date _____

Reading Assignment _____

Journal Entry

Directions: Journaling is a great way to keep track of events, thoughts, feelings, and reactions to life. Choose a character from your reading assignment and write a journal entry that could have been written by that character. Make sure your journal entry connects to your reading by including details and facts!

From the Journal of _____



39